


PRECISION

ACOUSTICS



Hi-DEF
SERIES



HD Series

Get to know the Precision Acoustics family of HD Series loudspeakers and subwoofers. As there is no substitute for a good demo, we are confident that just a few moments with these speakers will leave you in awe of their power, clarity, detail and authority! Prepare to be blown away!



HD35T 3-Way Triple 5" Tower Loudspeaker

You'll be asking yourself how such an elegant, slim tower speaker produces such stunning movie effects and musical fidelity when you listen to the HD35T. Connect them you'll be amazed at the improvement to the performance of your home system and how great they look in your room, thanks to their triple driver array and attractive cosmetic touches like high gloss trims and floating bass design.

HD4M 2-Way 4" Bookshelf Loudspeaker

There are many ways to enjoy this extremely versatile, impressive little speaker. You may need a pair added to your system to bring your favorite music to another room in the house. Perhaps you need unobtrusive speaker as surrounds that blend into your theatre room. Or if you just like the look of small speakers, this little dynamo won't disappoint because it's designed to perform with all the accuracy and impact associated with Precision Acoustics.



HD25C 2-Way Dual 5" Center Channel

The performance of your home theatre system falls squarely on the center channel so if you're looking for cinema quality sound, forget going to the movies and add the HD25C to your system. Voices, effects, and music are all reproduced with unbelievable accuracy that transports you right into the action or concert you're enjoying. This speaker is a must have for all Precision Acoustic HD systems!

HD12S 12" 150 Watts Powered Subwoofer

Want all the benefits of the HD15S in a slightly smaller package? Perfectly suited to match with any model from the HD series, the HD12S is destined to be an instant classic. With performance that belies its size, you'll be absolutely amazed at the prodigious bass that emanates from this potent subwoofer.



HD15S 15" 250 Watts Powered Subwoofer

This subwoofer delivers what everyone wants from their home system: prodigious amounts of accurate, tuneful bass impact. Every explosive scene from a movie or quick strum of a bass guitar from your favorite musical artist is reproduced with deep, precise bass notes. If you have a large room or just like the explosive impact that only a big sub can provide then the unrivaled HD15S is for you.



Advanced acoustic components and sophisticated manufacturing techniques provide the Precision Acoustics HD series with an exceptional combination of performance and cosmetics. The combination of rigid cabinet construction, high performance drivers, and elegant cabinets are the core elements to this loudspeaker series, designed to deliver Precision Acoustics.



1"HD Soft Dome Tweeter **A**

Advantage: This synthetic material is injected with multiple polymers and then carefully contoured into its dome shape. Strong magnets and other quality components allow for high power handling and good heat dissipation.

Benefit: Wonderful resolution, incredibly clear high frequencies.

Dispersion Guide **B**

Advantage: Horizontally spreads high frequencies throughout the listening area and corrects the phase.

Benefit: Guarantees great sound from anywhere in the room.



Polypropylene HD Cones

Advantage: Injection molded Polypropylene HD composite woofers and midranges are composed of a hybrid combination of materials designed to handle more power while maintaining their shape to preserve the natural sounding bass frequencies. Woofers and midranges are injection molded polypropylene cones with tapered cross section to reduce mass and stiffness around the perimeter of the cone to result in a smoother response, controlled roll-off and tighter dispersion.

Benefit: Accurate bass with lots of impact.



Dual Flared Ports

Advantage: Designed to be as precise as a musical instrument such as trumpet or saxophone, the ports feature a similar design and are curved at both ends to eliminate port noise produce tight bass response.

Benefit: Musical, precise, and powerful bass.



High Excursion Surround

Advantage: NBR (nitrilic butadiene rubber) and SBR (synthetic butadiene rubber) are combined to create and extremely pliable material designed to be the perfect woofer suspension.


Benefit: Quick and musical low frequencies.



Symmetrical and uniform cross-over slopes

Advantage: Because all drivers have been designed specifically for their intended cabinets, the high quality components are used only as low and high pass filters resulting in minimal signal degradation.

Benefit: Pure, natural sound.



Rounded Cabinet

Advantage: Eliminating harsh edges within the enclosure helps reduce the amount of interior standing waves which cause distortion and negative acoustic effects.


Benefit: Precision performance across the musical spectrum.



Floating Base (HD35T)

Advantage: An elegant cosmetic touch that adds a great amount of stability so it won't tip over and it's floating design adds an airiness and style preferred to massive bases that take up a lot of floor space.

Benefit: Easily integrates into any décor.



Black Gloss kick panel (HD35)

Advantage: Luxurious black gloss conveys the richness of the brand and brings a common characteristic to flat screens.

Benefit: Matches the most popular current electronics and tvs.



HD35T Specifications

- Tweeter: 1" Polypropylene HD Soft Dome
- Woofer: Triple 5.25" Polypropylene HD Cone
- Frequency Response: 45Hz-20kHz
- Sensitivity: 92dB
- Nominal Impedance: 8 ohm
- Power Handling: 200 Watts
- Dimensions (HxWxD)-mm: 1040 x 157 x 220
- Dimensions (HxWxD)-Inches: 40.95 x 6.18 x 8.66

HD4M Specifications

- Tweeter: 1" Polypropylene HD Soft Dome
- Woofer: 4" Polypropylene HD Cone
- Frequency Response: 70Hz-20kHz
- Sensitivity: 88dB
- Nominal Impedance: 8 ohm
- Power Handling: 100 Watts
- Dimensions (HxWxD)-mm: 255 x 134 x 172
- Dimensions (HxWxD)-Inches: 10 x 5.28 x 6.77



HD25C Specifications

- Tweeter: 1" Polypropylene HD Soft Dome
- Woofer: Dual 5.25" Polypropylene HD Cone
- Frequency Response: 48Hz-20kHz
- Sensitivity: 90dB
- Nominal Impedance: 8 ohm
- Power Handling: 150 watts
- Dimensions (HxWxD)-mm: 155 x 150 x 210
- Dimensions (HxWxD)-Inches: 6.1 x 5.91 x 8.27



HD12S Specifications

- Woofer: 12" PolyHD Driver
- Amplifier Power: 150 Watts
- Frequency Response: 35Hz-150kHz
- Dimensions (HxWxD)-mm: 443 x 363 x 363
- Dimensions (HxWxD)-Inches: 17 x 14 x 14



HD15S Specifications

- Woofer: 12" PolyHD Driver
- Amplifier Power: 250 Watts
- Frequency Response: 32Hz-150kHz



PRECISION
ACOUSTICS

Erikson
CONSUMER
A DIVISION OF JAM INDUSTRIES, LTD.